

Perfection in every detail

Entrance DOORS



WIŚNIEWSKI

BROUGHT TO YOU BY

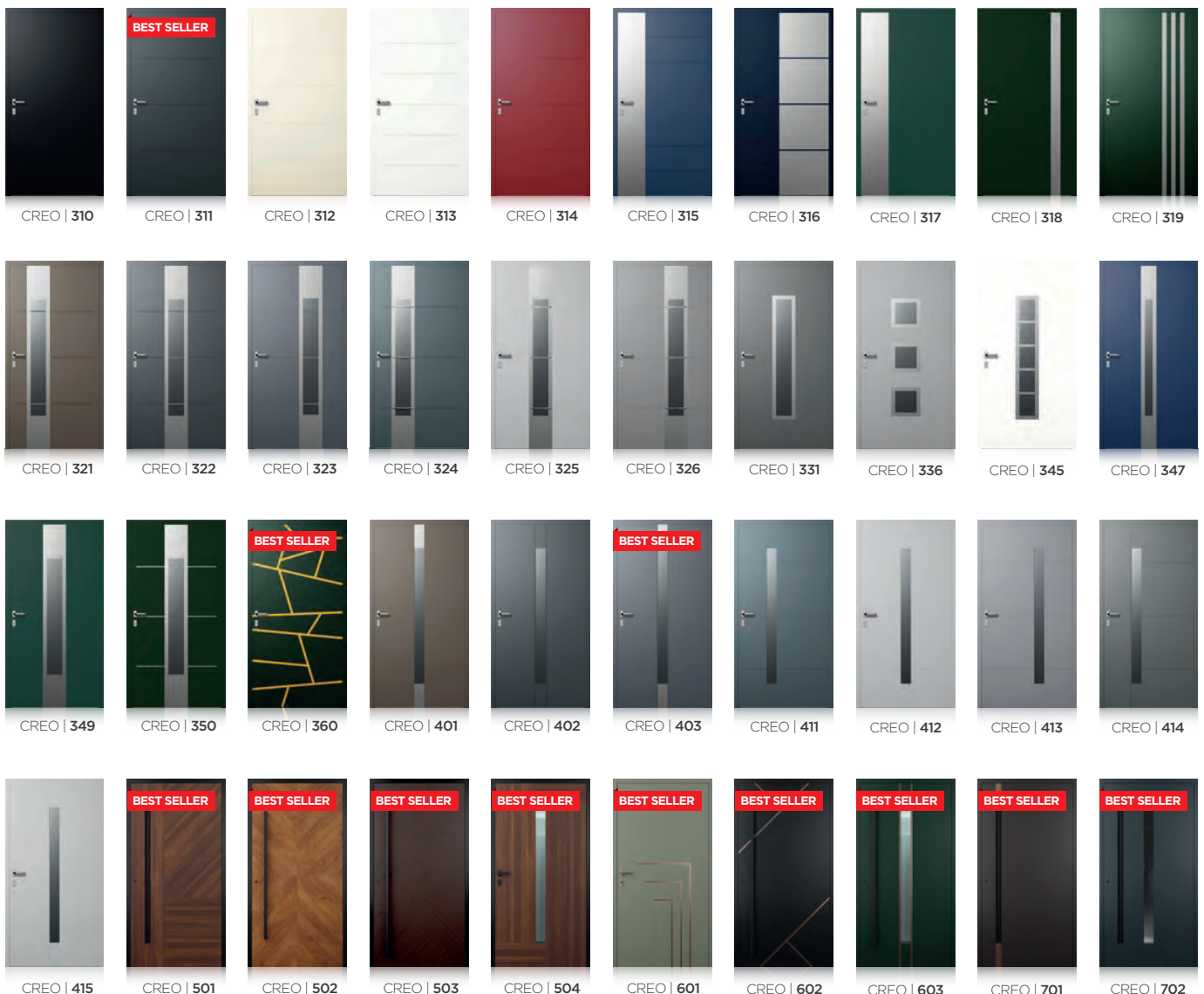
JD UK
Door Systems

Enter the world of WIŚNIEWSKI external doors.


Doors which combine only the best qualities.

Each time a WIŚNIEWSKI door is crafted, we focus on design, modern trends, and style that draws the eye. But we put just as much effort into what cannot be seen at first glance: construction and production technology. This approach guarantees that your door will look perfect and at the same time provide security, safety, warmth, as well as peace and quiet for many years to come. We have been manufacturing doors for three decades, which taught us how to combine technology, design and customization with your comfort, convenience, and care for your family.

THE CREO doors. Perfection



THE NOVA doors. Comprehensive solutions



NEW

THE NEXIO doors. A standard full of benefits



CREO

is a collection of external aluminium doors, which fuses great style and excellent technical parameters. A solution perfect in every detail. CREO equals safety, comfort, appeal, durability, and almost endless customization possibilities.

You can CRE(O)ate your own door by individually choosing the details, colours, glass types, accessories, and models. This makes an individualized product that harmonizes with your style and lets you express your personality.



Aluminium door, but what does it mean?

Aluminium resists corrosion, it is durable and at the same time also considerably lighter than steel, which makes it a perfect material for building home joinery. Aluminium makes it possible to ensure excellent thermal insulation parameters, which has an impact – among other things – on your heating bills.

A warm and sound-insulating leaf with solutions for the best durability


Three-point automatic lock – ensures security

Certified anti-burglary lock cylinder – security backed up by convenience of use

Convenient opening systems – also in a version without a key

Set of 5 permanent and 2 temporary keys as standard!
(ask our sales rep)

Threshold with a thermal break and thermal widening – for a perfect and warm installation



Compensation mats – for additional sound insulation and preventing deflection

Sealed so well that they can be fitted **in areas without a roofing**

Opening frame and leaf provide proper **thermal insulation and durability**

Safe **four-glass unit**

Roller or concealed **hinges** – aesthetics and reliability



Opening without a key
(see page 12)



Safety



Thermal insulation



Sound absorption



Smart



Set of 7 keys



3 – the highest climate class



Rigid structure



Watertightness

CREO means possibilities to create your own space: beautiful, safe, and comfortable. We give you our perfect design that you individually complement with colour, accessories, and details.

How to CRE(O)ate your door model?
Scan the code and see for yourself!



NOVA

is a collection of external aluminium-and-steel doors, whose elements have been selected to create a complete design for your home. The aluminium opening frame is warm and durable, the steel leaf ensures security, and perfectly insulates from noise, cold, and humidity.

Thanks to a number of models and vast individualization options, this door is sure to complement your home concept. NOVA doors are a great match both for new and renovated homes.



A perfect combination?

The NOVA doors match the colours of WIŚNIEWSKI garage doors, gates, windows, and fences. NOVA is a family of aluminium-and-steel doors. The aluminium opening frame provides the highest durability and resistance to weather conditions. The steel leaf is a secure solution that ensures protection from noise and cold.



Safety



Thermal insulation



Sound absorption



Watertightness



Rigid structure

The NOVA is a mix of everything an ideal door should have. Broad individualisation possibilities, the best blueprints, and top quality materials are the foundation of the perfect design.


Combine it all in a door of your dreams!
Scan the code and see more!



NEXIO

– an exceptional door quality at an attractive price point. It is a design created by our specialists and it has all the necessary qualities to become a functional element of your home. The NEXIO door ensures watertightness, wind resistance, and high thermal insulation.

It is a product that matches all the key requirements for an external door for your home.





A standard full of benefits

The NEXIO is a functional and energy-efficient solution, which is a great choice for all the investors who are building or renovating their homes. Five models of the NEXIO series provide exceptional quality at a very attractive price, combined with original design that matches WIŚNIEWSKI garage doors, gates, windows, and fences.



PVC opening frame – durable and rigid thanks to a steel reinforcement

Well-sealed and warm – a gasket system protects the entire circumference of the opening frame

Long-lasting reliability – tested to over 200,000 cycles (opening and closing)

Two locks – optionally a three-point lock – security

A wide palette of colours available with wood effect film coatings

Steel leaf – secure and robust

Individualization options – choose the model, colour, and practical accessories

Three 3D hinges – with protective covers

Black plastic threshold – an elegant and durable door element



5 models



Thermal insulation



Watertightness



Durability

The NEXIO is a solution that is a good match for both new and renovated buildings.

Stay warm and comfortable with the NEXIO door!
Scan the code and see more!



The choice is yours.

Handle or pull?



Liverpool I
colour: stainless steel
split cover plate

●



Liverpool III
colour: black (mat)
split cover plate

●




Jupiter I
colour: stainless steel
(imitation) split cover plate

●



Neptun
colour: black (mat)
split cover plate

●



Amsterdam I
colour: copper
split cover plate

●



Standard
colour: stainless steel
oblong cover plate

▲



Haga I
colour: inox
oblong cover plate

▲ ■



Haga I
colour: black mat,
oblong cover plate

▲ ■



Diana
colour: black anodized, inox
split cover plate, RC class

▲



Mars
colour: black anodized, inox
split cover plate, RC class


▲

● CREO
▲ NOVA
■ NEXIO

Collection of pulls for the CREO and NOVA doors



P5
○ 30 mm
stainless steel



Q5
□ 40x20 mm
stainless steel



Q5
□ 40x40 mm
stainless steel



Q10
□ 40x20 mm
stainless steel



Q10
□ 40x20 mm
black



P10
○ 30 mm
○ 40 mm
stainless steel



P10
○ 30 mm
○ 40 mm
black



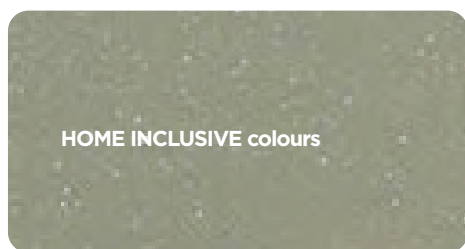

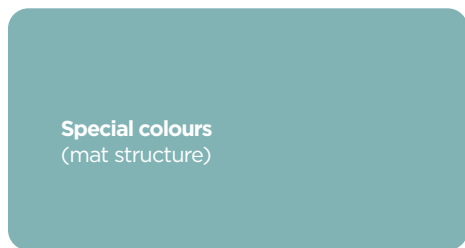


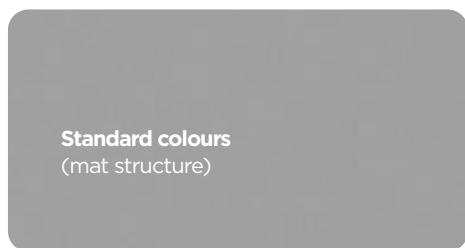


PROFILO 04
□ 100x20 mm
stainless steel



PROFILO 04
□ 100x20 mm
black mat

Colour, film coating, or maybe something special?



BICOLOUR

With the Bicolour option, the colour of the CREO door painted in mat structure can be different inside and outside.

Scan the code or go to www.wisniowski.pl/en to see more colours



Want more light?



Sidelight
right



Sidelight
left



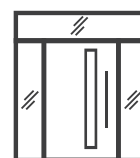
Sidelight
right+left



Right sidelight
+ toplight



Left sidelight
+ toplight



Right sidelight + left
sidelight + toplight



Toplight

Security.

Keyless access

Day latch function

Doors with a pull have become a trend in the recent years. With the **day latch function**, you can use them comfortably and safely. Use it to your convenience: switch the function on or off with a button. Forget about the key without compromising security and convenience of use.

Day latch function buttons for the NOVA and CREO doors
– internal and external



*available in a black/inox version

Day latch function. How does it work?
Scan the QR code and see how it
combines convenience and functionality.



OneGO

– a multifunctional reader
that will change your door!

The OneGO allows you to open the door using:

- fingerprint scanner, max. 100 prints
- code keypad, max. 150 codes
- RFID: smart card and fob, max. 200 RFID numbers
- smartphone – with an app
- user management from the app
- unlimited number of eKey codes

Four levels of access:

- time
- permanently open
- single use
- cyclic

3 OPENING METHODS



Temperature resistant

IP66 waterproof

Easier access without compromising security

You do not need carry the home key with you

Benefit from all the advantages of a door with a pull




Technical door

Everyday comfort


ECO. Steel door

Minimalist model design and versatility are the pillars of the ECO door series. It is a perfect door for connecting your home and the garage. It also works great in boiler rooms, as entrances to pantries and all kinds of technical rooms – not only in your house! They are also a perfect choice for utility buildings.



Seamless steel doors are a perfect solution for boiler rooms and basements, for example. They also work well as a second garage door entrance and as an entrance too any room that needs proper security combined with a high convenience of use.

The leaf is made of galvanized sheet 0.5-1.5 [mm] thick with polyester coating or powder coating. A sturdy structure makes it possible to install the ECO door both inside and outside rooms.



ECO
internal



ECO
external

Side doors



Steel doors feature a simple construction combined with a broad scope of use and functionality. They make a great set with up and over, as well as single- and double-leaf garage doors because they can be ordered in the same colours and infill designs.

Panel doors



Aluminium panel doors are a great choice as a second entrance to the garage with a sectional or roller door. Thanks to the consistent model and structure design that features the same material, they form a functional element of a building.

WIŚNIEWSKI doors

Inspiration





Warranty that lasts



The CREO doors by WIŚNIEWSKI are covered by a 10-year warranty. This is just to be on the safe side, but we want you to know that **you can always count on us.**

Find a point of sale: <https://www.wisniewski.pl/en/distribution>



Choose a complete set. Garage door, windows, door, gate, and fence that combine the best qualities: excellent design, the highest quality, and modern technologies. It is an ideal combination for your home and everyday comfort!



WIŚNIEWSKI is a leader in the manufacturing of garage doors, gates, windows, doors, and fences. We take the best care of our customers to make sure they get solutions perfectly suited to their needs – products that complement their vision and design, and at the same time ensure the highest quality. WIŚNIEWSKI offers fully comprehensive solutions for people who want to make their dream homes a reality and experience them with all their senses. WIŚNIEWSKI is a brand for connoisseurs of perfection in every detail, who understand the importance of quality and want to make it a part of their lives.

